



India On Wheels 2026

How India Moved In Sync





The Commute Story of 2025

“

In **2025**, mobility stepped out from behind the scenes. No longer just the quiet machinery of getting from one place to another, it became a reflection of who we are, how we imagine our cities, and how we choose to care for our planet.

For MoveInSync, 2025 was a year of watching scale come alive in motion. Over one million daily users, across hundreds of enterprises, unfolded into patterns that spoke of more than traffic. They revealed stories of cities negotiating congestion creatively, of shifting gender participation, and of employees reclaiming time and choice.

This report captures the story of how India moved in 2025, and what those movements say about the future we are already moving toward.

”





Mobility Without Barriers

When technology is designed with accessibility in mind, mobility becomes a right, not a privilege.



7,889+

employees with unique accessibility needs (pregnant women, people with disabilities, etc.) used MoveInSync with personalized configurations.

Every trip is a step toward inclusivity.



50 million trips* in 2025

That's roughly one ride for every person in South Korea.

**MoveInSync yearly data*



A Commute That Works for Women

In a country where women's workforce participation has historically been low, one trend stands out: **41% of MoveInSync users are women**, a number that exceeds the national workforce average of **35.3%***

Why? Because when safety is engineered into the commute, equity becomes real.



77.4%

of late-night commutes were booked by women in 2025.



364K

women chose MoveInSync for their daily travel.

Features like

- **Marshal enforcement**
- **Emergency alerts**
- **Gender-sensitive routing**

helped build trust.

When safety is built into every ride, women don't just show up to work; they move forward on their own terms.



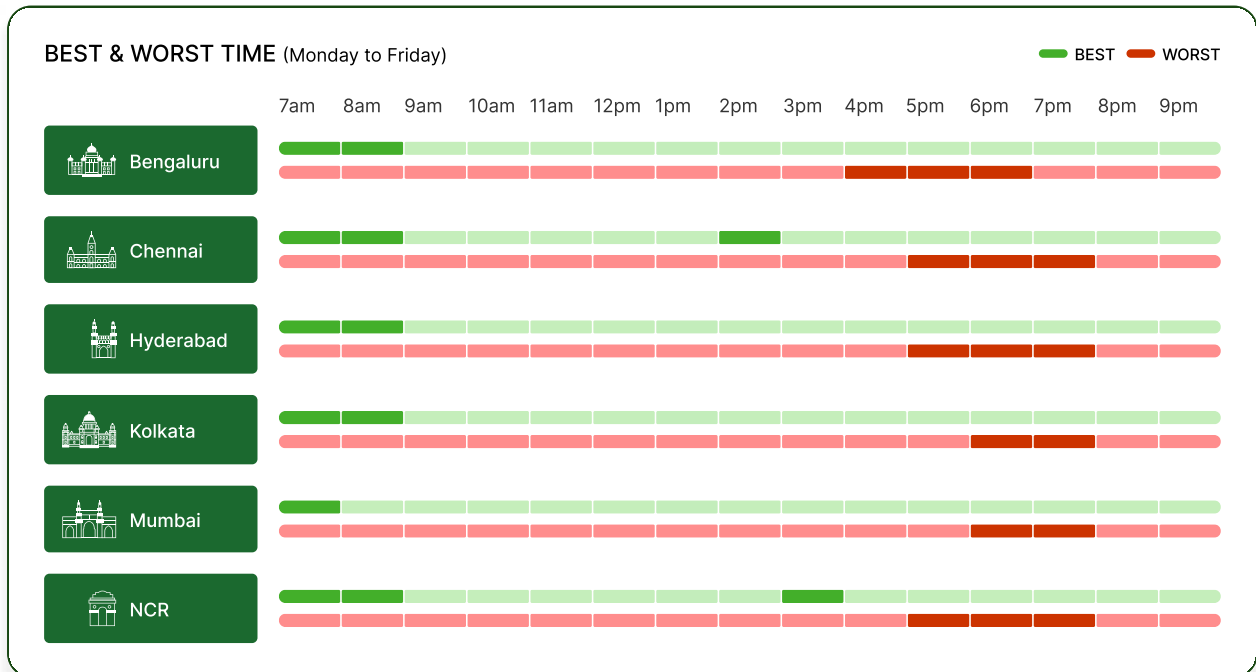
**PIB Press Release Jan 2026, Ministry of Statistics & Programme Implementation*



City in Motion: Guide to Beating Daily Gridlock

Last year, traffic often dictated how our days unfolded. So, we crunched the numbers across tech corridors, business hubs, and urban India to uncover weekday traffic patterns in major Indian cities.

Here's what the data tells us so far. You might want to take a look before planning your next commute.



The Verdict?

We observed a similar pattern throughout the year, with early mornings offering respite from traffic in almost every city. Chennai and NCR, however, were lucky to see smoother traffic on some afternoons.



The Rush Hour Wars: Battling Daily Traffic

Every day, millions of Indians face the same nemesis: **Traffic**.




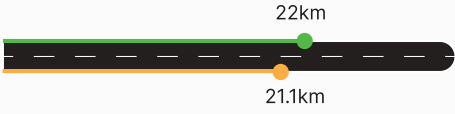



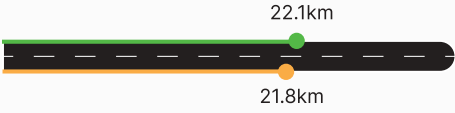

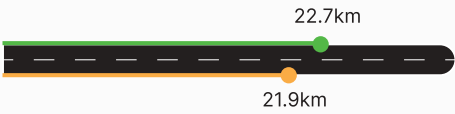




It's more than just daily frustration; it's a serious loss of time. On average, an Indian employee spends **8.8% of their day** commuting to and from work. Over the course of a year, that adds up to **563 hours***, or the equivalent of **70 full working days**, gone in traffic. That's **70 days of lost productivity**, time that could have been spent solving problems, driving innovation, or contributing to business growth, instead of being stuck in traffic.

As congestion continues to rise, one thing is clear: **smart commute planning is no longer a luxury but a necessity**.

**Assuming a typical schedule of 22 working days a month and 8-hour shifts.*

Commute time and distance: Average distance and time (one-way)

Our cities are expanding, and, as highlighted in our previous India on Wheels report, this growth is reflected in rising commute times and distances for employees. With offices spreading into newer parts of town, employees are traveling farther. And with traffic mounting, employees are spending more time on the road than earlier.

Cities	Time (in Min)	Distance (in Km)
 INDIA	2025  64 Mins 6.7% ↑ 2024  60 Mins	 22km 21.1km
 Bengaluru	64 Mins 8.5% ↑ 59 Mins	 18.5km 18.3km
 Chennai	63 Mins 3.3% ↑ 61 Mins	 22.1km 21.8km
 Hyderabad	60 Mins 3.4% ↑ 58 Mins	 22.7km 21.9km
 Mumbai	68 Mins 6.3% ↑ 64 Mins	 24.2km 24.3km
 NCR	65 Mins 1.6% ↑ 64 Mins	 26.0km 25.7km



The office is Buzzing again



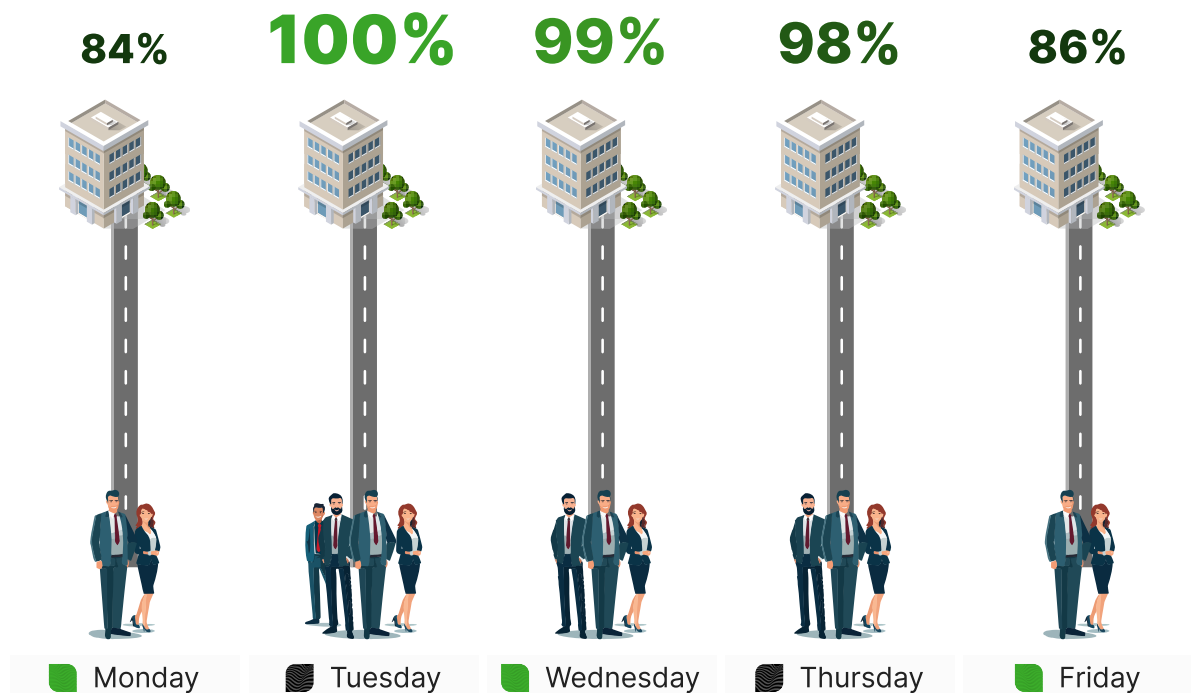
- Employees are back in the office an average of **3.8 days a week**.
- Pune & NCR lead with **4.5 days/week**, and Bangalore at a close second at **4.3 days/week**
- Kolkata recorded the lowest attendance at **3.4 days a week**.

So, which days are employees showing up?

Mondays continued to be slow, with only 84% of employees showing up.

Attendance built momentum as the week progressed, gaining strength by midweek. Interestingly, **Tuesday** emerged as the peak attendance day, replacing **Wednesday**, which had held that spot for two consecutive years.

By Friday, however, the weekend mindset had started to creep in, and attendance numbers began to decline again.





Sustainable Future



278 K

Tonnes of carbon emissions saved through shared commute & EVs since January '25



12.6Mn*

Number of Trees saved since January'25

The Future is Electric



3.4Mn*

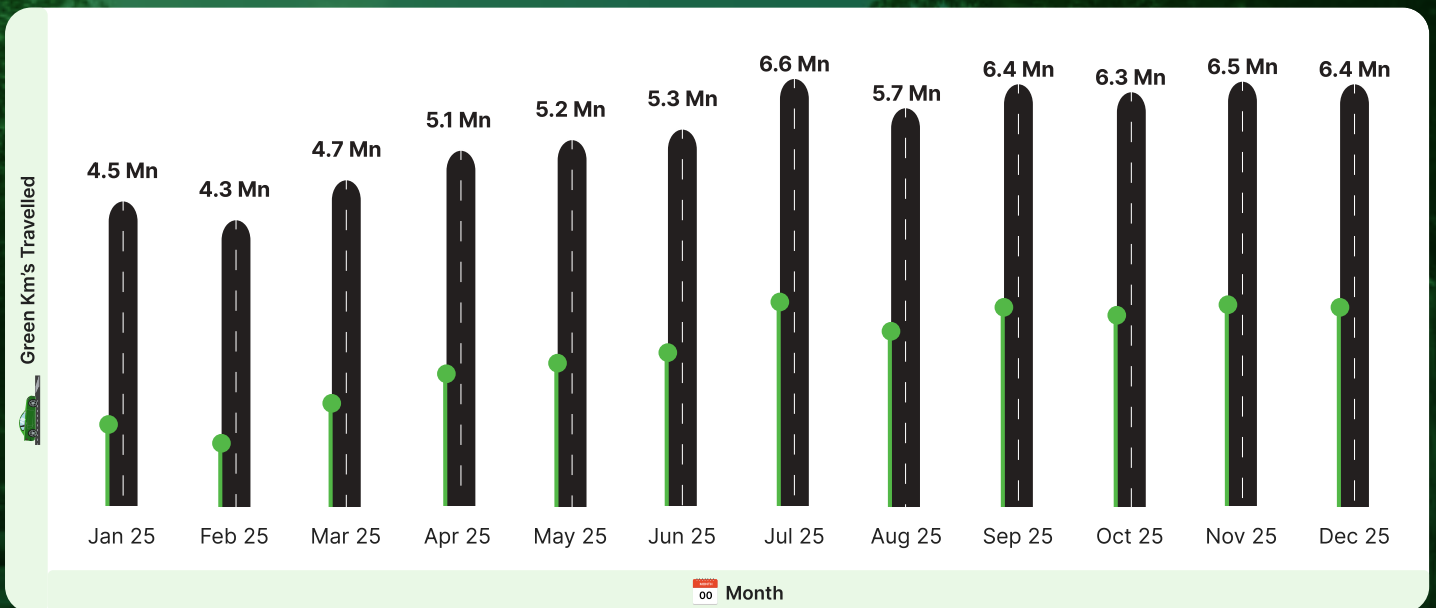
Number of EV trips since January'25**



201 K

Trees saved with EVs since Jan'25**

**Aggregate client data using the Moveinsync platform



**Notional savings: A mature tree absorbs approximately 22kg of CO2 in a year



AI in Modern Commute

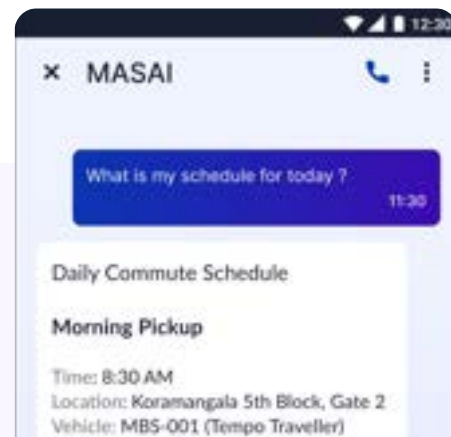
In 2025, our focus had been on exploring AI in depth and building solid AI foundations within our organization. Our team of AI Engineers designed a forward-looking AI foundation and embedded multiple AI-driven features across our products, greatly elevating the employee experience while streamlining and simplifying day-to-day operations for administrators.



Here's a quick glimpse of what we built

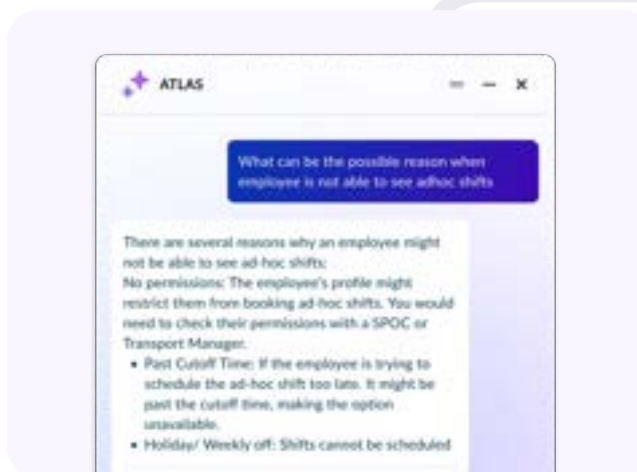
MASAI (Employee Chatbot)

Want to know where your cab is, the employee chatbot resolves most common queries quickly without having to reach out to the transport team.



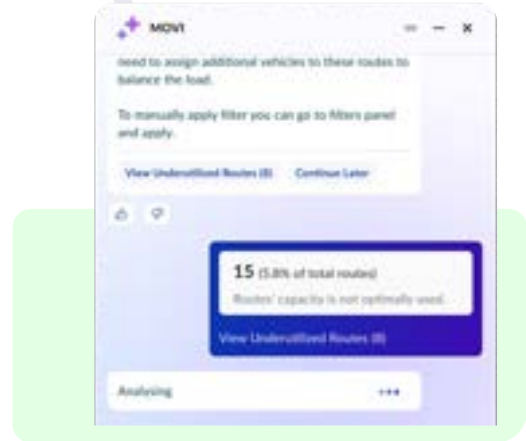
ATLAS (Admin Chatbot)

An intelligent chatbot for admins that handles commute queries, automates approvals, and provides instant support, enhancing their efficiency and experience.



MOVI (Recommendation Engine)

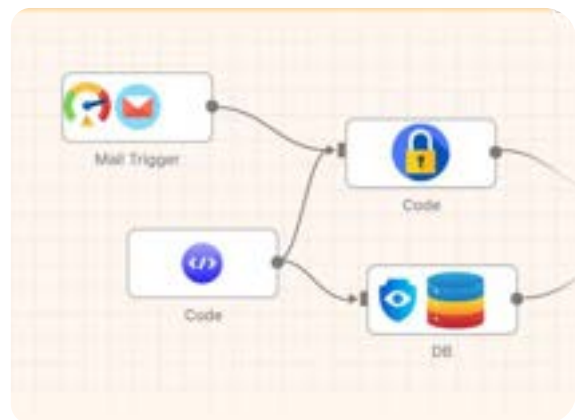
An intelligent companion for Transport Admins. It's a recommendation engine & assistant, that provides insights, identifies defects & auto resolves them.



2:32
@dhyani, the maximum delays recorded so far.
Maximum delays recorded (mins)
13484
2:36
@genie, thank you

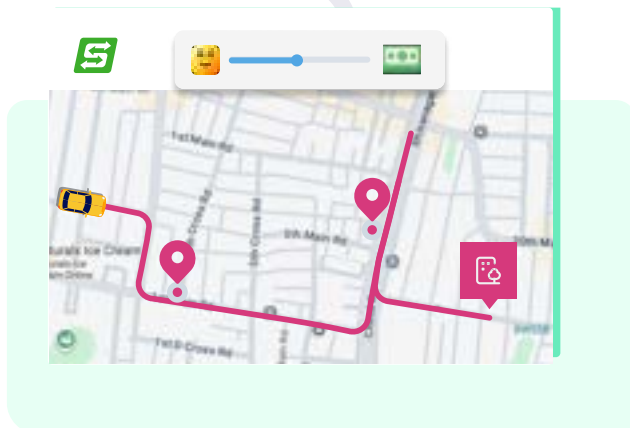
DataGenie

Ask any data question to your personal Genie and get instant, clear answers, charts, summaries, and insights, all from a simple Q&A interface. For instance, Summarize vendor's utilization % by vendors last month'



ARC (AI Risk & Compliance Agent)

ARC enables absolute safety & compliance by identifying patterns of potential system misuse. It detects risky, non-compliant, or fraudulent trips in real time.



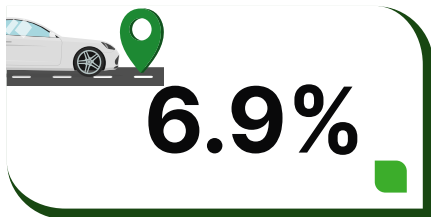
AI-based Route Optimization

Optimizes route generation to avoid manual intervention with the STEADFACT framework.




GCCs in India: Story Told in Numbers

India's Global Capability Centers (GCCs) are not only expanding, but they're also driving a new era of innovation in corporate mobility, sustainability, and workforce productivity. Fueled by a deep talent pool, cutting-edge technology, and cost-efficient infrastructure, India is fast becoming the global operations nerve center for leading enterprises.



Total Trips

GCCs witnessed a **6.9% surge in total trips since January**, signaling a strong return-to-office trend and increased workforce mobility.




Total Active Users

An **10.7% rise in active users** reflects growing employee participation and deeper platform adoption across centers.



Total Distance Travelled

A **7% jump in distance travelled** suggests employees are commuting from wider geographies, underscoring the need for optimized transport planning.



Total Travel Time

With a **6.7% increase in total travel time** since January 2025, the data highlights heightened employee movement and a marked uptick in daily operational activity.

This growth isn't just about numbers; it's about **impact**. India's GCCs are setting benchmarks for how the modern enterprise moves, operates, and thrives, efficiently and responsibly.

As the world looks to build smarter, greener, and more resilient workplaces, India's GCCs are already showing how it's done.



About MoveInSync

About MoveInSync

MoveinSync is the world's largest employee commute platform, with over 400 clients, including 104 Fortune 500 companies, and serves over 1 million users every day. Headquartered in Bangalore, India, MoveinSync has been a pioneer in the commuting space since 2009, offering reliable, safe, and sustainable solutions for enterprises.

Through its end-to-end solution MoveInSync One, which encompasses fleet, operations, and technology, MoveInSync empowers organizations to reduce carbon emissions by utilizing shared commutes, optimizing their fleet mix, and adopting electric vehicles.

In 2025, we earned multiple G2 Badges across categories, including High Performer (Mid-Market), Momentum Leader, Regional Leader, Best Usability, Easiest to Use, Best Meets Requirements, Easiest Setup, Easiest Admin, Grid Leader, Users Love Us, and Easiest to Do Business With.

To learn more, visit moveinsync.com



Our Offerings



ONE

ONE is an end-to-end employee commute offering that integrates technology, fleet supply, and transport operations.



Workplace

A SaaS solution to manage desks, meeting rooms, parking, and visitor access, streamlining hybrid work and maximizing office efficiency.

Home to Office Cabs

An end-to-end SaaS platform for automating employee commute. Offers scheduling, routing, tracking, billing, safety, and reporting, reducing costs and boosting satisfaction.

Business Car Rentals

A SaaS platform to manage airport transfers and client visits. Employees can request cabs from partners, with features like live tracking, billing, and integrated payments for full operational visibility and cost control.

Fixed Route Shuttle

A SaaS solution to manage high-capacity shuttles with customizable routes. Includes booking, tracking, compliance, and billing, all in one place.

Contact Us:

 moveinsync.com

